

Beyond Borders: Gun Laws, Trafficking, and Juvenile Firearm Violence Across U.S. States

CapyBros: Tien Thai, James Stander, Vivy Liu, Ishaan Gaiwad



Introduction to Juvenile Gun Violence

- 2nd Amendment of the U.S. Constitution outlined the right to bear arms
- **McDonald vs. Chicago (2010)** stated that this right extends to state and local government as well
- United States has one of the highest rates of juvenile gun violence in the world
- **Gun Trafficking:** the transportation of guns across state lines, sometimes with different gun policies

As of 2020, firearms are the **leading cause of death of children 0-19 than any other type of accident and injury.**

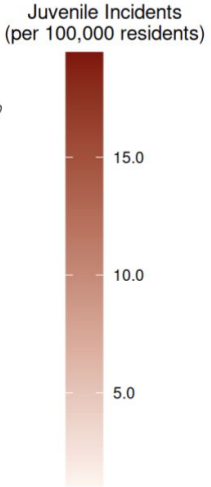
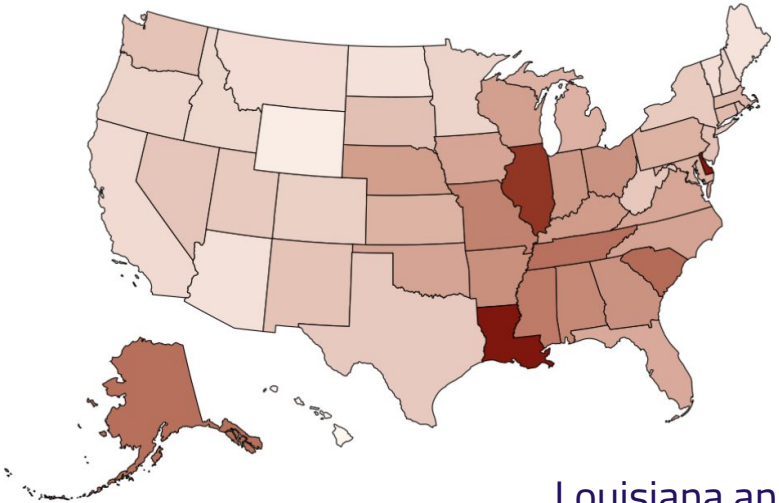
Meet our Datasets

- a. **Gun Violence Dataset** comes from GVA (Gun Violence Association), a nonprofit that provides public access to consolidated gun violence crime statistics across the U.S.
- b. **Firearm Laws Dataset** comes from The RAND Corp's Gun Policy In US Int.
- c. **Gun Trafficking Dataset** comes from publicly released numbers from the Bureau of Alcohol, Tobacco, and Firearms
 - It has information on the number of guns trafficked from one state to another in each given year
 - Source state: where the gun was purchased
 - Recovery state: where the gun was found in by law enforcement

GUN VIOLENCE INCIDENTS

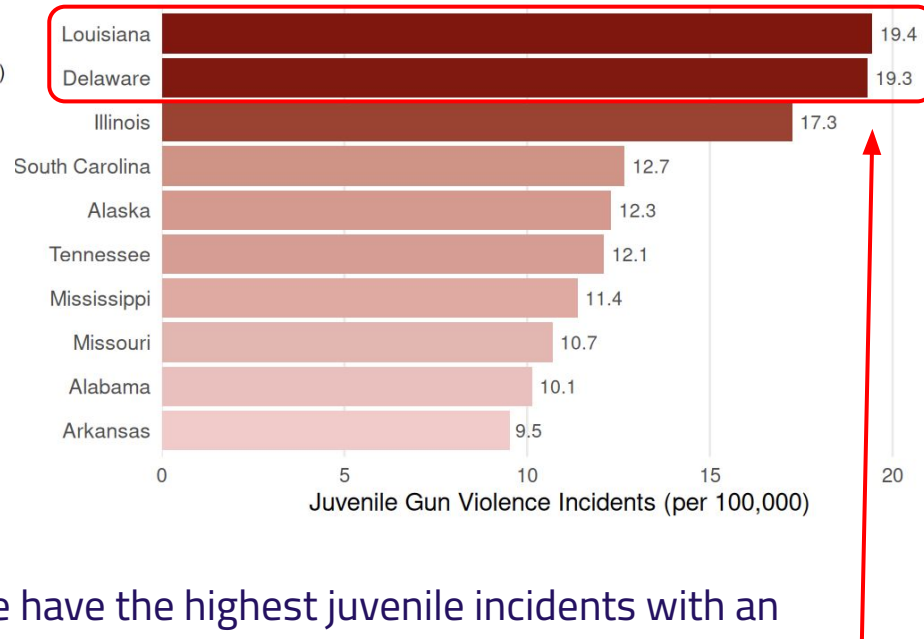
United States Juvenile Gun Violence Incidents

Gun violence events involving participants aged 0–17



Top 10 States with Juvenile Gun Violence

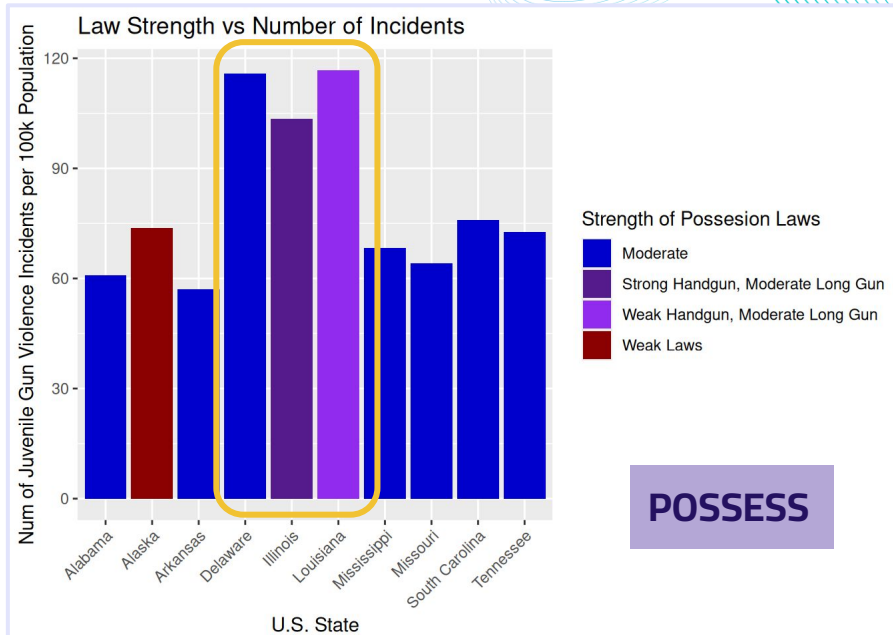
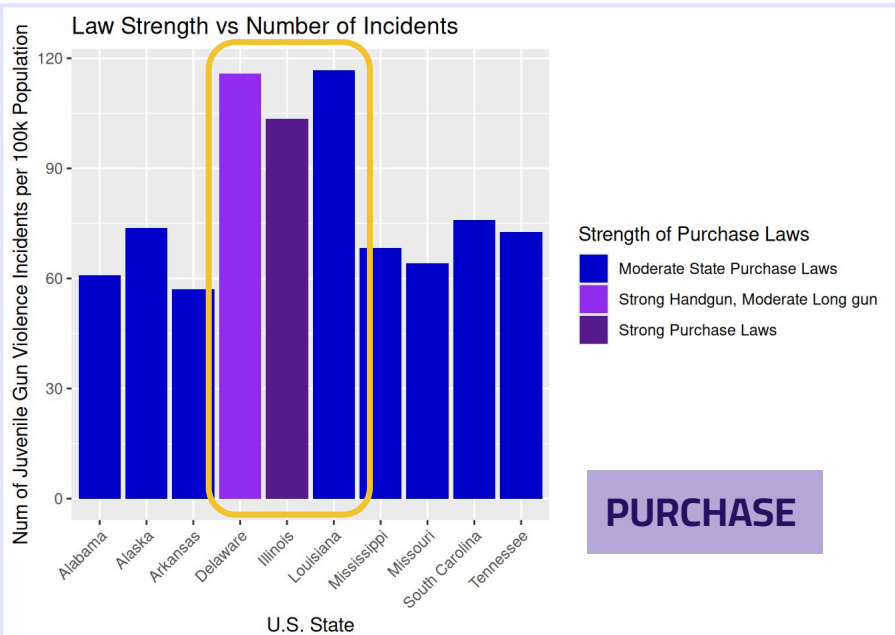
Incidents per 100,000 residents, 2016–2018



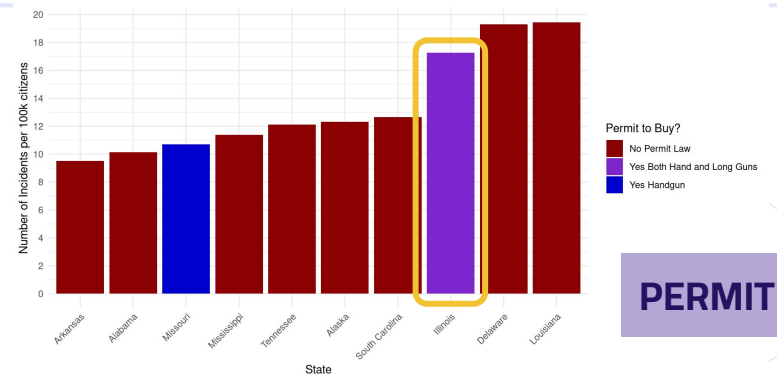
Louisiana and Delaware have the highest juvenile incidents with an average of 19.4 and 19.3 respectively cases her 100,000 people.

Louisiana, Delaware, Illinois, South Carolina, Alaska, Tennessee, Mississippi, Missouri, Alabama, and Arkansas have the highest Juvenile firearm incidents per 100,000 residents from 2016-2018

GUN LAW STRENGTH

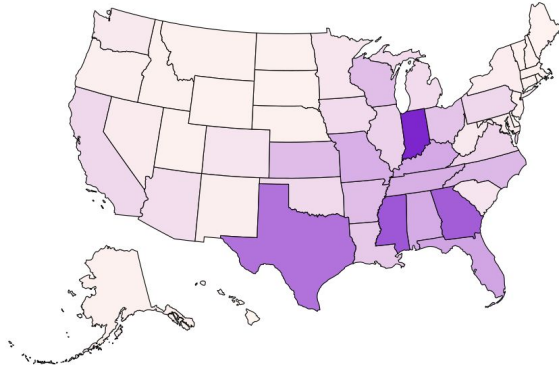


Illinois has strong purchase and permit laws, and moderately strong possession laws, but the 3rd highest number of juvenile gun violence cases per 100,000 residents between 2016 and 2018

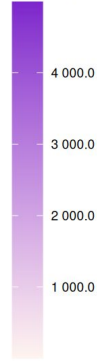


TRAFFICKING DATA

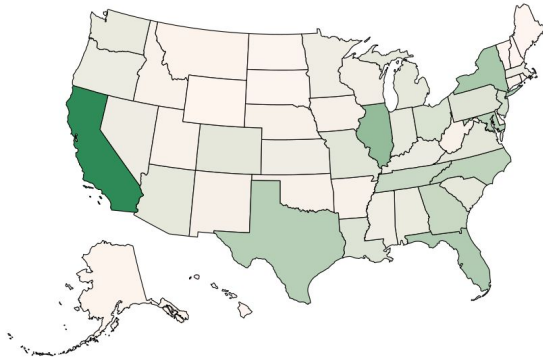
Largest Source States for Trafficked Guns



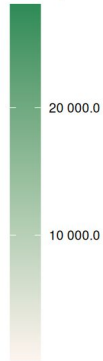
Number of Guns Trafficked by Source State (Exports)



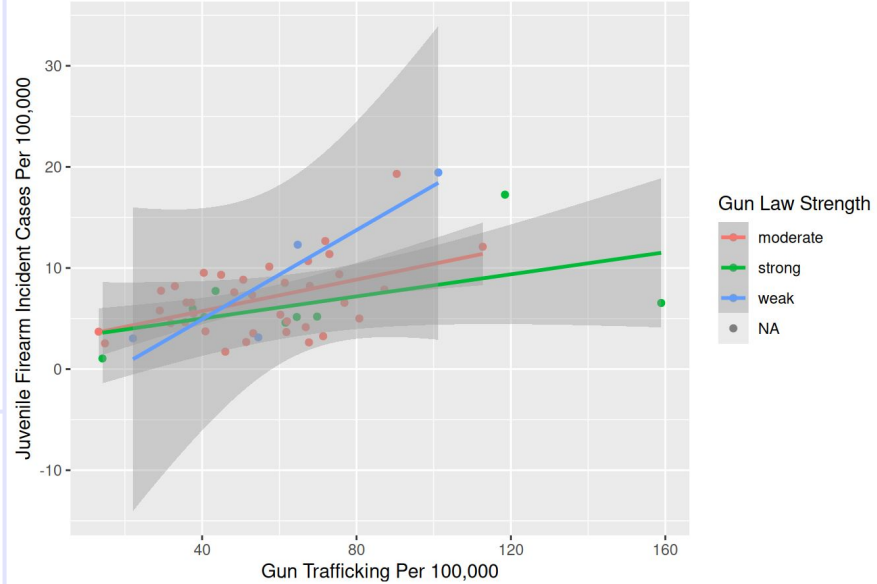
Largest Recovery States for Trafficked Guns (Imports)



Number of Guns Trafficked by Recovery State (Imports)



Juvenile Firearm Cases vs. Gun Trafficking by Gun Law Strength



Indiana and Mississippi, with weak gun laws, are the largest exporter of trafficked guns per capita
States with strong laws, like **California and Illinois** are the biggest recipients

Key Takeaways

1. Many of the states with the **highest rates of juvenile gun violence are also major sources of gun trafficking**
2. Our model finds **higher rates of gun trafficking** into a state is **correlated with higher rates of juvenile crime**
3. States with **weaker gun laws** exhibit a **higher rate of both gun trafficking out of the state and juvenile gun violence incidents**

Notable Limitations

- Cannot infer causation from this analysis (other factors are involved too)
- Trafficking numbers is not limited to guns used in juvenile crime



Thank you.