

STA199 | MARCH 26

By group theme-maxxing

Sam Dillon, Max
Freudenheim, Corrine Kadri,
Muskaan Toshniwal

Demographic Differences in Past-Year Cannabis Use in Canada

Research Question:

Does cannabis use vary by sex, residence, and age among Canadians? How do use habits and reasons for use differ by age?

Background

- ★ Canada legalized recreational cannabis in October 2018, just months before this survey was conducted.
- ★ This data set offers a valuable early snapshot of use patterns under legalization



Motivation:

Understanding who uses cannabis and how often in the immediate aftermath of legalization helps target public health policy, especially for higher-risk groups such as younger adults who face greater risk of dependence.

Hypotheses:

- ★ Cannabis use will be more common in younger age groups (particularly in groups between ages 15–24) and among males, and in urban residents.
- ★ Older age groups will be associated with higher medical use of cannabis
- ★ Younger age first tried cannabis will be associated with more frequent use

Our Data - CADS 2019

The Data Set

- 10,293 respondents
- 387 variables covering alcohol, cannabis & other substance use + demographics

Variables We Used:

- Cannabis use in past 12 months
- Frequency of cannabis use
- Cannabis use reason (medical vs non-medical)
- Age first tried cannabis
- Age, Sex, Urban vs Rural Location

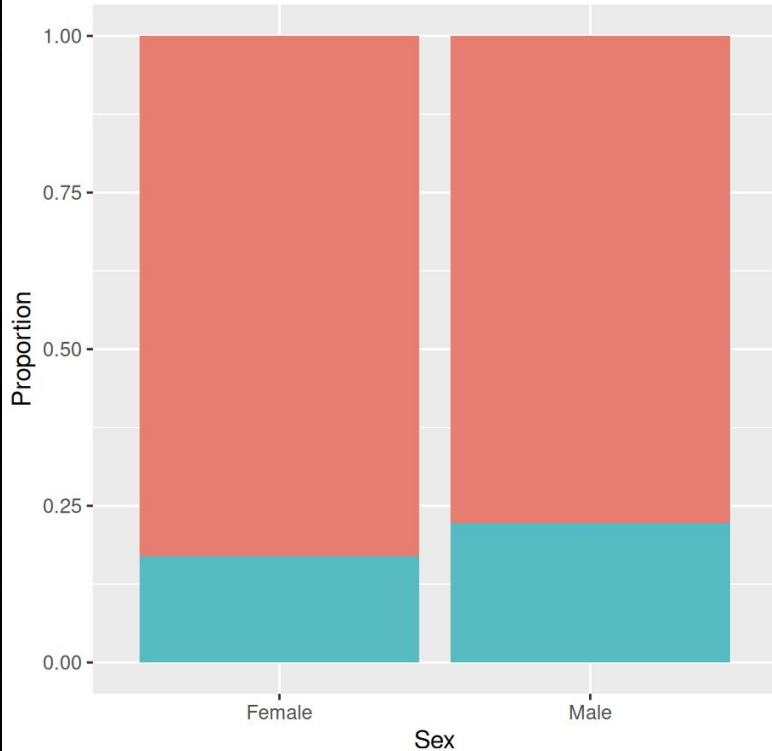


Government
of Canada

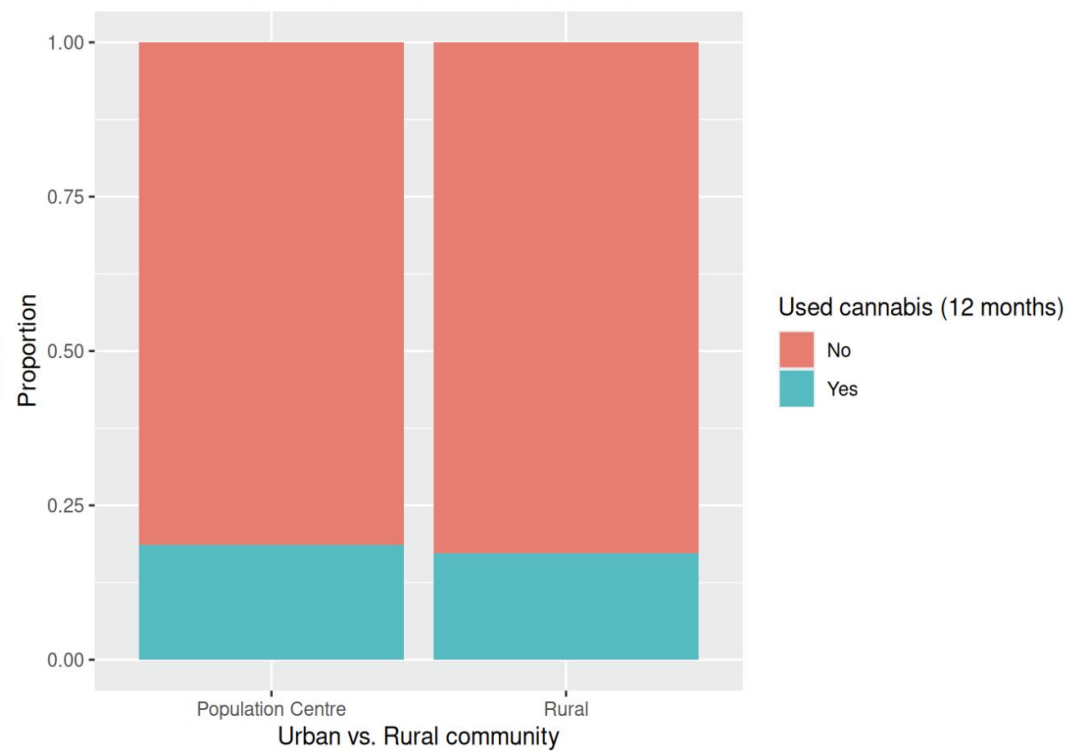
Gouvernement
du Canada

Cannabis Use by Sex and Urban and Rural Communities

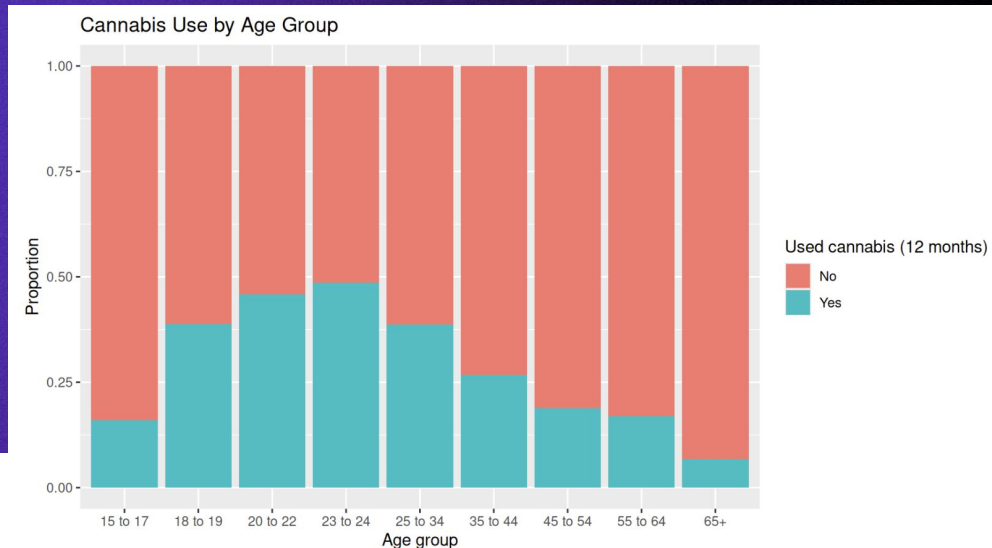
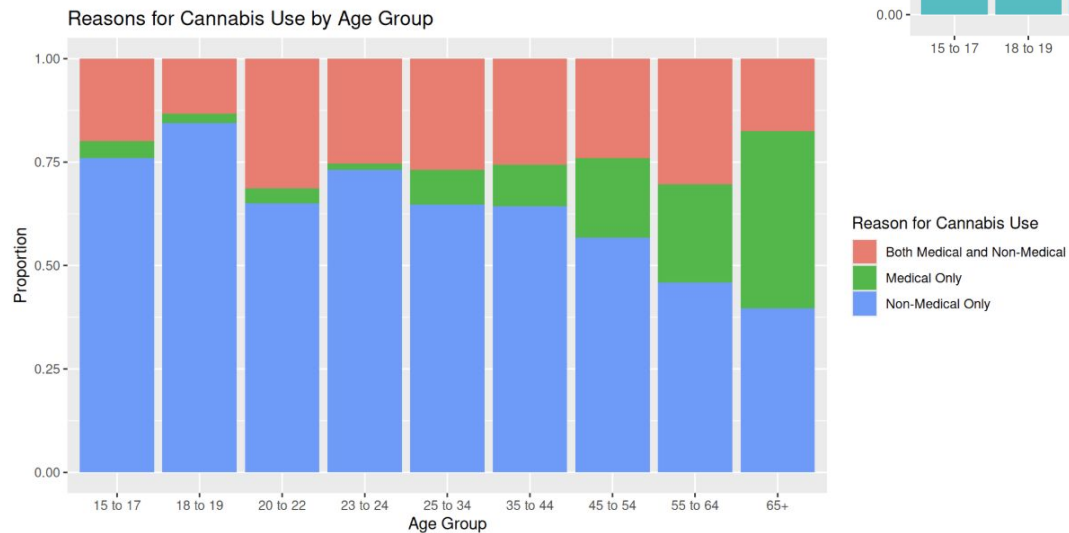
Cannabis Use by Sex



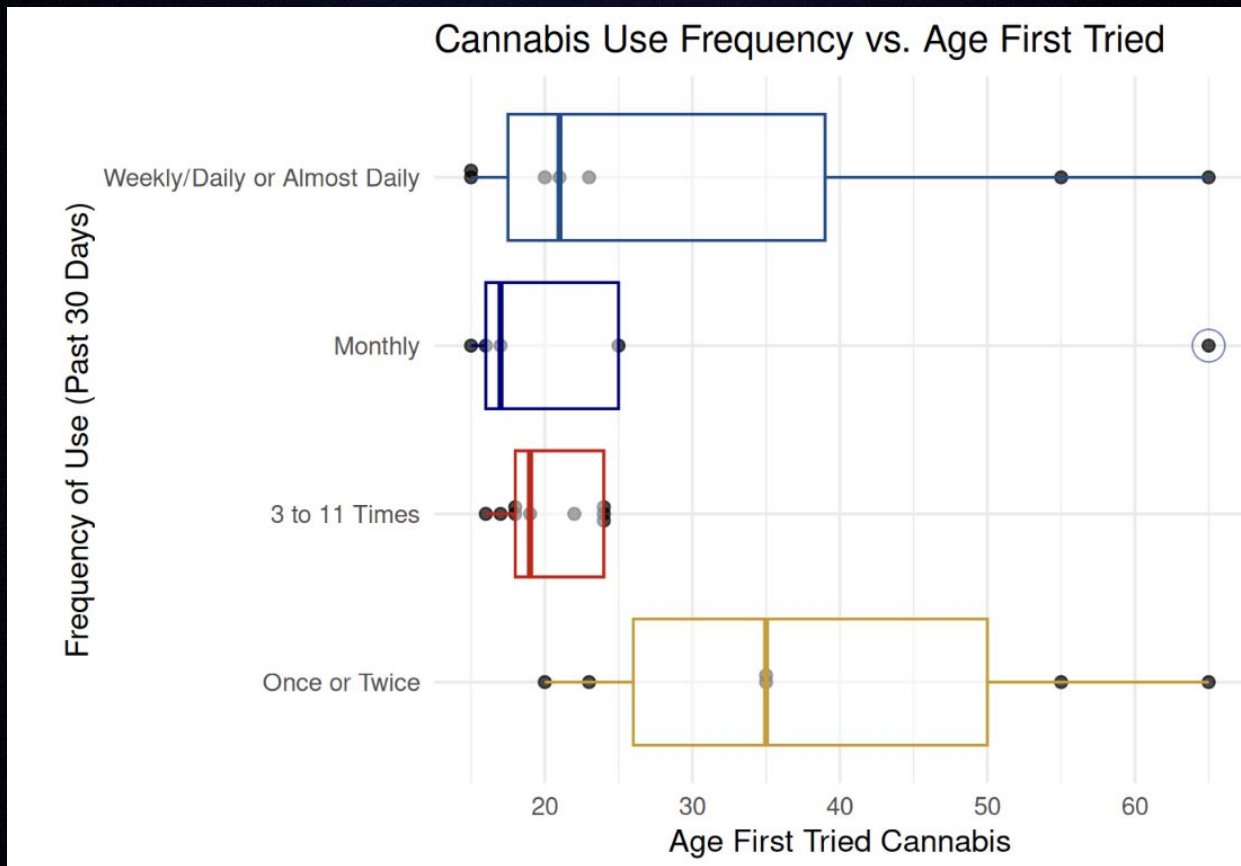
Cannabis Use Across Urban and Rural Communities



Cannabis Use Across Ages Groups and Reasons for Use



Cannabis Use Frequency vs. Age First Tried Cannabis



Conclusions & Limitations

1. Supported Hypotheses

- ★ Cannabis use was most common in younger age groups: peaked in 23-24 group, but 18-34 was much higher.
- ★ Cannabis use was higher amongst men.
- ★ Older ages groups had a higher proportions of medical cannabis use.

2. Unsupported Hypotheses

- ★ The difference in use between urban vs rural residents appears to be very minor.
- ★ Age first tried cannabis for monthly cannabis users seemed lower than weekly/daily or almost daily users.

3. Limitations

- ★ There is no analysis of cannabis by multiple variables (e.g., age group & gender), there could be an interaction which we missed.
- ★ Impact of outliers in frequency vs age first tried, distributions for all frequencies right-skewed, future comparison should be done by median instead of means
- ★ No statistical tests run (e.g., ANOVA), so can't be sure that